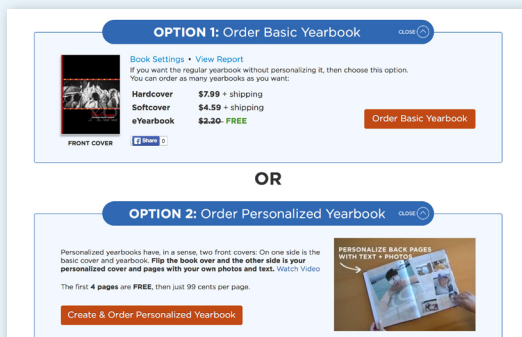



PERSONALIZE YOUR YEARBOOK



1 Go to your school's customized Picaboo Yearbook website. Click on the red **CREATE & ORDER PERSONALIZED YEARBOOK** button and follow the on-screen instructions. If you have previously ordered from Picaboo Yearbooks, log in with your existing credentials. If you haven't, you will be prompted to set up an account with your email address and a password.

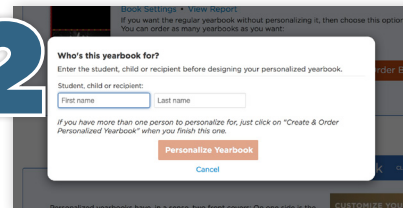


Your yearbook includes four personalized pages and a custom back cover — free!



If you would like to take advantage of this offer, follow these directions to complete your order.

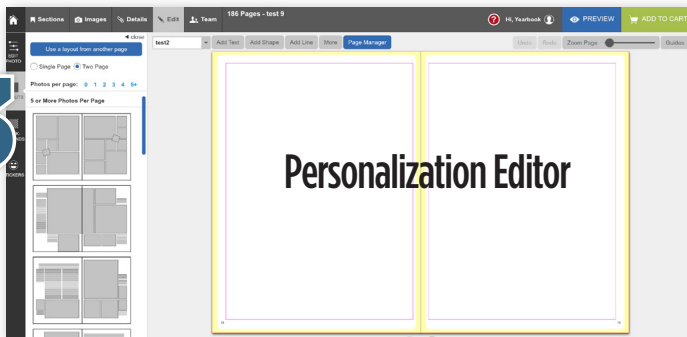
2



Enter the yearbook recipient's name and any required information, then click **PERSONALIZE YEARBOOK** to continue.

You may personalize additional books when you are done with step three.

3



At this point, you can upload photos, change backgrounds, layouts, and borders, and add text and stickers. [Access quick video tutorials at picabooyearbooks.com/tutorials](http://picabooyearbooks.com/tutorials) to learn more.

To save your work so you can close the program and come back anytime to personalize your pages, simply log out and log back in later. Once you have finished your personalized pages and are ready to submit them, click the green **FINALIZE YOUR BOOK** button at the top right of the page.



Your personalization includes a customized back cover. If you choose to skip this option, a plain white cover will be used.

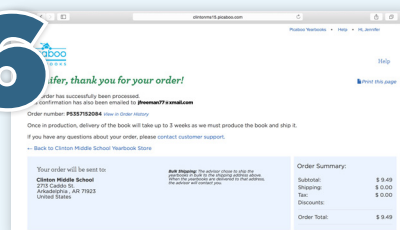
4

Select the product and quantity you would like to order for the yearbook recipient. Click the teal **ADD TO CART** button. To order additional books, return to your school's customized Picaboo Yearbook website, and repeat steps 1-3.

5

Once you have completed all of your desired personalizations and added them to your shopping cart, click the blue **CHECKOUT** button. Fill out the required information and click **CONTINUE** to proceed to the payment area. You may pay by credit card or PayPal. Please note that the Purchase Code option is not available for parent orders.

6



Once your order is complete, you will receive a confirmation email which **we highly recommend you save.**